

MC 5M, 6P & 7P

A generation of cold water high pressure washers



MC 5M, 6P & 7P

This generation redefines what an industrial cold water pressure washers is

The generation of industrial cold water pressure washers MC 5M, 6P & 7P has been developed to meet – and even exceed – your requirements for some of the most demanding and toughest applications. Reducing the overall cost of cleaning is the objective, and this range has been studied to optimize:

- Practical and simple: the MC 5M, 6P & 7P line is intuitive and easy to use, reducing the time spent on installation, preparation or training. Time saved is money saved.
- Ergonomics and handling: less effort is a key benefit. The spraying equipment reduces tiredness and is quick to use. Transport and storage are optimized to save time and space.
- Robust and durable: Industrial quality material and standards mean that the MC 5M, 6P & 7P lines are well equipped for long term use in even the toughest environments and that they will be long lasting, cost effective partners for your cleaning tasks.

TRANSPORTABILITY



The MC line is easy to lift thanks to the clear manual lifting points, reducing the strain for easy loading into a vehicle.



The large, wide rear wheels give excellent ground clearance and great maneuverability even over tough ground. The front caster wheel also allows optimal movability over even ground.

The handle can be folded down to reduce space requirements when storing or transporting the unit, furthermore, the handle can be placed in a central position, with optimal balance for use with a crane lifting strap.



Transport - folded handle



All 3 positions



Upright position for lifting

MC 5M, 6P & 7P



Storage

The MC 5M, 6P & 7P have been carefully elaborated to offer an excellent level of storage facilities for the pressure washer's standard spray equipment.

The electrical cable can be quickly wound around the storage hooks. The lower cable hook rotates to facilitate swift cable removal.

Space is available for storage of two lances in the lance holders that firmly grip the lances to prevent them falling out during transport.

Once the equipment is stored on the machine, it is easy to store away, taking up less space.

Lastly, the foldable transport handle reduces the space required to store the MC 5M, 6P & 7P line.

Robustness and durability

The MC 5M, 6P & 7P lines are built around a 1-1/8" steel frame, adding robustness and strength to the product. Rugged yet easy to maneuver. Caster wheel increases maneuverability. The front of the MC is protected by a robust plastic bumper.



We bring you the solutions

Detergent application

The MC 5M, 6P & 7P line are equipped with a two-way detergent suction valve, enabling the user to choose between two different detergents depending on the application. In this way, two different cleaning tasks can be easily solved without the need to return to the preparation site and change chemicals.

The 2 x 2.6 qt. tanks are easily removable for emptying and filling. It is also easy to see the level of detergent remaining in each tank, thus allowing the user to pre-fill enough detergent before leaving for the work place.



Optimal service and maintenance concept

All pressure washers require a certain level of maintenance. The service concept on the MC 5M, 6P & 7P line is aimed at reducing the time needed to maintain – and thus, the cost.

In addition, the MC 6P & 7P models are equipped with a Low Pump Oil Safety which cuts out the pressure washer if the level of pump oil is too low – thus protecting the lifetime.

The pump oil level can be easily seen from the outside of the machine – indicating to the user whether the pump contains enough oil before use.



Accessibility

The front cabinet part of the MC line can be quickly and easily tipped up and removed to give direct access to the motor pump unit, reducing service time and cost.

Ergonomic, durable and simple features overview



MC 5M is your most versatile partner

Innovative mid-range cold water pressure washer with ergonomic and robust design and optimal service concept.

The MC 5M mid-range cold water pressure washers are the most versatile partners for demanding customers in agriculture, industrial, construction and automotive.

We have succeeded in combining an unmatched level of mobility and ease of use with unbeatable robustness, optimal service concept and great storage features.

- Tough and sturdy design with 1-1/8" steel frame
- Optimal storage and transport with foldable handle and easy lifting points
- High mobility with large rear wheels and front caster wheel
- Easy accessibility to NA5 pump, optimal service concept
- Ergonomic accessory concept



TECHNICAL SPECIFICATIONS

Description	MC 5M-1200/3,0	MC 5M-2300/4,8
Item no.	107146737	107146724
Pump pressure (psi)	1200	2300
Water flow (gpm)	2.8	4.5
Water flow Max (gpm)	3.0	4.8
Max. inlet temperature (°F)	140	140
Motor Horsepower	2.95	8.05
Cleaning impact (approx lb @12")	5	11
High pressure hose (ft)	50	50
Power cord (ft)	35	35
Voltage/phase/current (V/Ph/A)	120/1/19	230/1/26
Power frequency (Hz)	60	60
Dimensions L x W x H (in)	29 x 23 x 40	29 x 23 x 40
Weight (lb)	157	187

MC 5M is equipped with the NA5 pump. 3 ceramic pistons and a reinforced brass pump head for uses up to 4-5 hours per day. The motor pump unit is designed for more intensive use with 1750 rpm, ensuring a low noise level. Pressure activated system.



You can always trust your MC 5M

MC 6P gives you performance, life-time and ergonomics

Innovative premium class cold water pressure washer unit with ergonomic and robust design, industrial NA6 pump and optimal service concept.

The MC 6P industrial class cold water pressure washers finally bring together unbeatable lifetime, high cleaning performance and optimal ergonomics for industrial, agriculture, shipping, transport sector and food industry.

Reducing the overall cost of cleaning was the achieved objective:

- NA6 4 ceramic piston pump with 176°F inlet temp
- Tough and sturdy design with 1-1/8" steel frame
- Optimal storage and transport with foldable handle and easy lifting points
- High mobility with large rear wheels and front caster wheel with brake

- Easy accessibility to pump, optimal service concept
- Ergonomic accessory concept
- Flow activated control system
- Low pump oil safety function
- Water Flow regulation on pump



TECHNICAL SPECIFICATIONS

Description	MC 6P-2300/5
Item no.	107146750
Pump pressure (psi)	2300
Water flow (gpm)	4.6
Water flow Max (gpm)	5.0
Max. inlet temperature (°F)	176
Motor Horsepower	8.46
Cleaning impact (approx lb @12")	12
High pressure hose (ft)	50
Power cord (ft)	35
Voltage/phase/current (V/Ph/A)	230/1/28
Power frequency (Hz)	60
Dimensions L x W x H (in)	30.5 x 23 x 40
Weight (lb)	198

MC 6P FA is equipped with the NA6 pump.

4 ceramic pistons for intense use above 5 hours per day. Developed using industrial construction (double roller bearings), the NA6 pump is inspired by the traditional C3 pump and offers a max inlet temperature of 176°F, meaning that the MC 6P FA can be fed with hot water and used as a hot water pressure washer, thus reducing cleaning time in many applications!

The motor is also running at 1750 rpm for long lifetime and low noise level. Its flow activated control system ensures absence of pressure in the spray equipment and pump head during work pauses improving working comfort, safety and avoiding potential motor burn-outs in cases of leaks.



High class productivity & ergonomics in one package

MC 7P is renowned industrial quality in an ergonomic design

Innovative premium class cold water pressure washer with ergonomic and robust design, renowned industrial C3 pump and optimal service concept.

The MC 7P FA industrial class cold water high pressure washer combines the renowned lifetime and quality of the C3 pump with optimal ergonomics to bring an unbeatable heavy duty pressure washer for the most all-round and competitive range of heavy duty pressure washers for agriculture, cruise and shipping, transport sector and food industry.

- C3 4 ceramic piston pump with 185°F inlet temp
- Tough and sturdy design with 1-1/8" steel frame
- Optimal storage and transport with foldable handle and easy lifting points

- High mobility with large rear wheels and front caster wheel with brake
- Easy accessibility to pump, optimal service concept
- Flow activated control system
- Low pump oil safety function
- Water flow regulation on pump



TECHNICAL SPECIFICATIONS

Description	MC 7P-2300/5	MC 7P-2800/5.5
Item no.	107146808	107146814
Pump pressure (psi)	2300	2300
Water flow (gpm)	4.6	5.2
Water flow Max (gpm)	5.0	5.5
Max. inlet temperature (°F)	185	185
Motor Horsepower	7.65	10.87
Cleaning impact (approx lb @12")	12	14
High pressure hose (ft)	50	50
Power cord (ft)	35	35
Voltage/phase/current (V/Ph/A)	230/1/28	230-460 /3/ 24/13
Power frequency (Hz)	60	60
Dimensions L x W x H (in)	30.5 x 23 x 40	30.5 x 23 x 40
Weight (lb)	198	201

The MC 7P is still equipped with the renowned, industrial class, C3 pump based on a tough 4 piston pump construction, double roller bearings, flow activated control system and 1750 rpm motor. Capable of accepting inlet water up to 185°F, the C3 pump has also been tested in the field using salt water: it is clearly up to even the harshest uses.

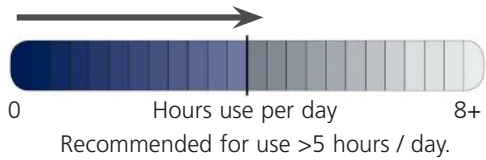
The result for you is better distribution of the workload in the pump, which reduce machine vibration and gives you a smoother performance.



This is the ultimate industrial pump

The Guide

MC 5M are medium duty cold water high pressure washers.




- High and low pressure adjustment at lance
- Water flow regulation at pump head
- 2-way detergent valve
- Front caster wheel with brake for additional mobility



MC 5M

MC 6P and MC 7P are heavy duty cold water high pressure washers for the most intense uses and for wide applications.




- High and low pressure adjustment at lance
- Water flow regulation at pump head
- 2-way detergent valve and 2 detergent tanks
- Low pump oil safety system
- Up to 185°F inlet water temperature
- Flow activated control system
- Front caster wheel for additional mobility



MC 6P



MC 7P



The ultimate clean for the dirtiest jobs

Have you found the MC to fulfill your needs?



MC 7P



MC 5M



MC 6P

For sales in the USA
Nilfisk (HPW Division)
7300 Commercial Circle, Fort Pierce, FL 34951
Tel.: 772-461-4486
nilfiskblueline@nilfisk.com
www.NilfiskHPW.com

Nilfisk A/S
Kornmarksvej 1 · DK-2605 Brøndby · Denmark
Tel.: +45 43 23 81 00 · Fax: +45 43 43 77 00
mail.com@nilfisk.com
www.nilfisk.com

